

Video Wall Display

Standard Video Wall (SV-Series)



SV46MSS

Panel Attributes


Screen Size (Diag.)	46"
Panel Technology	Commercial-grade S-PVA / Direct-LED backlight
Resolution	1920 x 1080
Pixel Pitch (mm)	0.53025 (H) x 0.53025 (V)
Surface Treatment	Hard coating (3H), Haze 44% (Typ.)
Brightness (Typ.)	500nit
Contrast Ratio (Typ.)	3,500:1
Displayable Colors	16.7M (8-bit)
Viewing Angle	178° (min) / 178° (min)
Response Time (Typ. GTG)	8ms
Aspect Ratio	16:9
Tiled Bezel Width	5.5 mm (combined)
Refresh rate	60Hz

Dimensions, Power & Other

Dimension (W x H x D)	40.31" x 22.80" x 5.55"
VESA Pattern (mm)	550 x 330
Electrical Ratings	AC 100 - 240V (50/60Hz)
Power Consumption (Max.)	150W / 1.8A
BTU rating	512
Mullion Compensation	SICP software or Remote control
Operating Temperature	32°F - 104°F
Operating Humidity Range	20~80%
Possible Display Type	Landscape and Portrait-Compatible
Industrial Reliability	50,000+Hours
Warranty	Three Years Limited

Connectivity

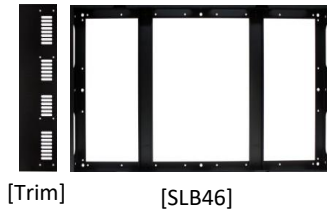
DVI (HDCP-compliant)	1 x Input, 1 x Output
VGA	1 x Input, 1 x Output
RS232C	1 x Input, 1 x Output
Component	1 x Input, 1 x Output
Composite	1 x Input, 1 x Output



5.5 mm combined bezel width
: 3.7mm(U/L), 1.8mm(R/B)

Slide-Bracket Mount with Trim

Slide-Bracket Mounts allow for easy alignment and fast installation. Slide-Bracket mounts will also ensure that your display's alignment is maintained throughout the duration of your video wall's lifetime



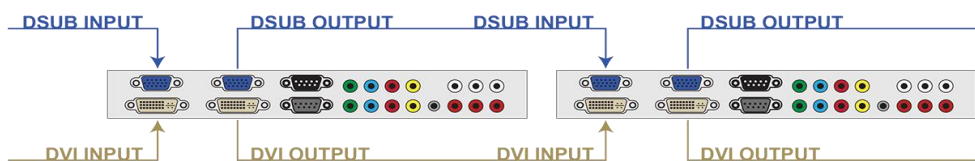
Pull-Out Mount (POM4655L)

This Mount allows access to individual displays anywhere in a video wall matrix. Designs for quick service access, these mounts reduce down time



- ✓ Quick Preset Function
- ✓ Auto-Cooling System
- ✓ Built-in Video Wall Processor (up to 10x10 Natural Mode)
- ✓ Includes Video Wall Control Software (SICP)
- ✓ Includes necessary cables for daisy-chain of both control and video signals
- ✓ 24/7/365-Rated

❖ Included Accessories: RS-232 cable, DVI cable, VGA cable, AC Power Cord, Remote Control, Batteries for remote control, User manual & Software on CD



* GPO Display may change specifications and designs without notice.

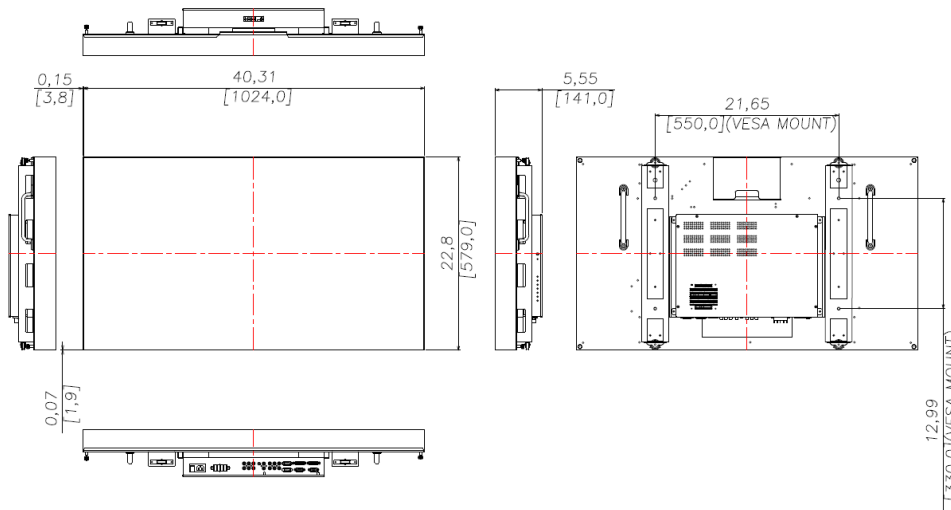


Mechanical Drawing

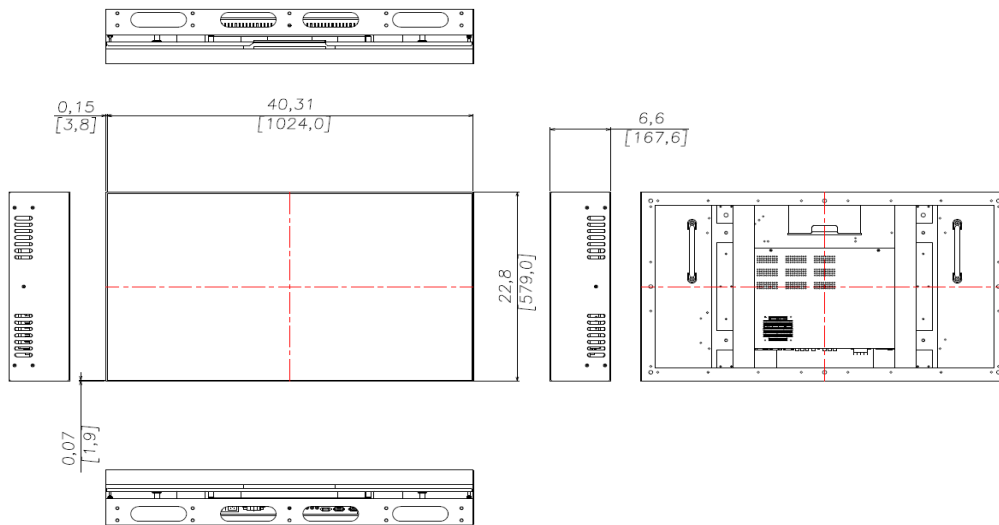
SV46MSS

Our Standard video wall was created to give users a reliable, high-quality option, without breaking the bank. Rated for 24/7/365 operation. SV46MSS features a 5.5mm combined bezel gap, daisy-chain capabilities and compatibility with both GPO Display's auto-aligning, quick-install mounting solutions and third-party VESA mounts.

Set Drawing



Set + SLB46 Mount Drawing



Product specification and design are subject to change without notice.

Copyright©2016 GPO US, inc. All rights reserved. This document may not be copied in any form without written permission from GPO Display Rev.08012016