

DN46HE



Virtual Skylight

Bring the Outside, Inside

The all-new 46" Virtual Skylight Display turns any office space into a calming, natural setting

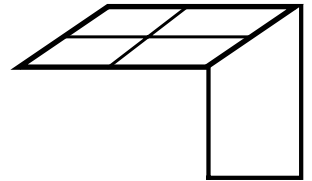


Highlights

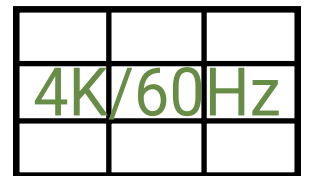
Plenum-safe design.




Seamless integration with drop ceilings.



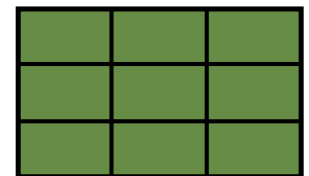
Extended daisy-chaining of 4K/60Hz video signals in arrays up to 5 wide x 5 high.



Customizable housing.



Project-based factory color calibration.



Specifications

Panel Attributes

Panel Technology	Commercial-grade Direct-LED back light
Surface Treatment	Anti-glare treatment of the front polarizer (Haze 11%)
Screen Size (diag.)	46"
Native Resolution	1920 x 1080
Active Area (mm)	1022.5 x 577.5
Brightness (typ.)	700nit
Contrast Ratio (typ.)	4,000:1
Displayable Colors	10bit(D), 1.07 Billion colors
Viewing Angle	178° / 178°
Aspect Ratio	16:9
Refresh Rate	60Hz

Accessories:

- Power cable x1
- HDMI cable x1
- RS-232 cable x1
- IR remote controller x1

Certifications

Safety

UL (USA) : UL 60950-1 and 2043

CSA (Canada) : CAN/CSA C22.2 No. 60950-1-07 CE

(Europe) : EN 60950-1:2006 + A11:2009 + A1:2010 + A12:2011 + A2:2013 RCM

(Australia) :AS/NZS 60950.1:2015 IEC 60950-1:2005

(Second Edition) + Am 1:2009 + Am 2:2013

EMC

FCC (USA) FCC class B

CE (Europe): EN55032/EN55024

Australia:EN55032/EN55024

EN 60950 1:2006 / A11:2009 / A1:2010 / A12:2011/A2:2013 ICES-003

Specifications

Dimensions, Power & Other

Display Dimensions (W x H x D) + Weight	47.74 x 23.74 x 3 (in) - 55lbs
Display Orientation	Landscape or Portrait
Heat Output (BTU/hr)	461
Mounting Pattern (mm)	400 x 400
Electrical Ratings	AC 100 - 240V (50/60Hz)
Power Consumption (typ.)	120W
Standby Power Consumption	<1W
Operating Temperature	32°F - 104°F
Operating Humidity Range	10~90%
Industrial Reliability	50,000+ Hours
Usage Ratings (hrs/days)	24/7**
Warranty	Two Years

****Consult with GPO Display regarding best practices for preventing image retention and for prolonging display lifetime.**

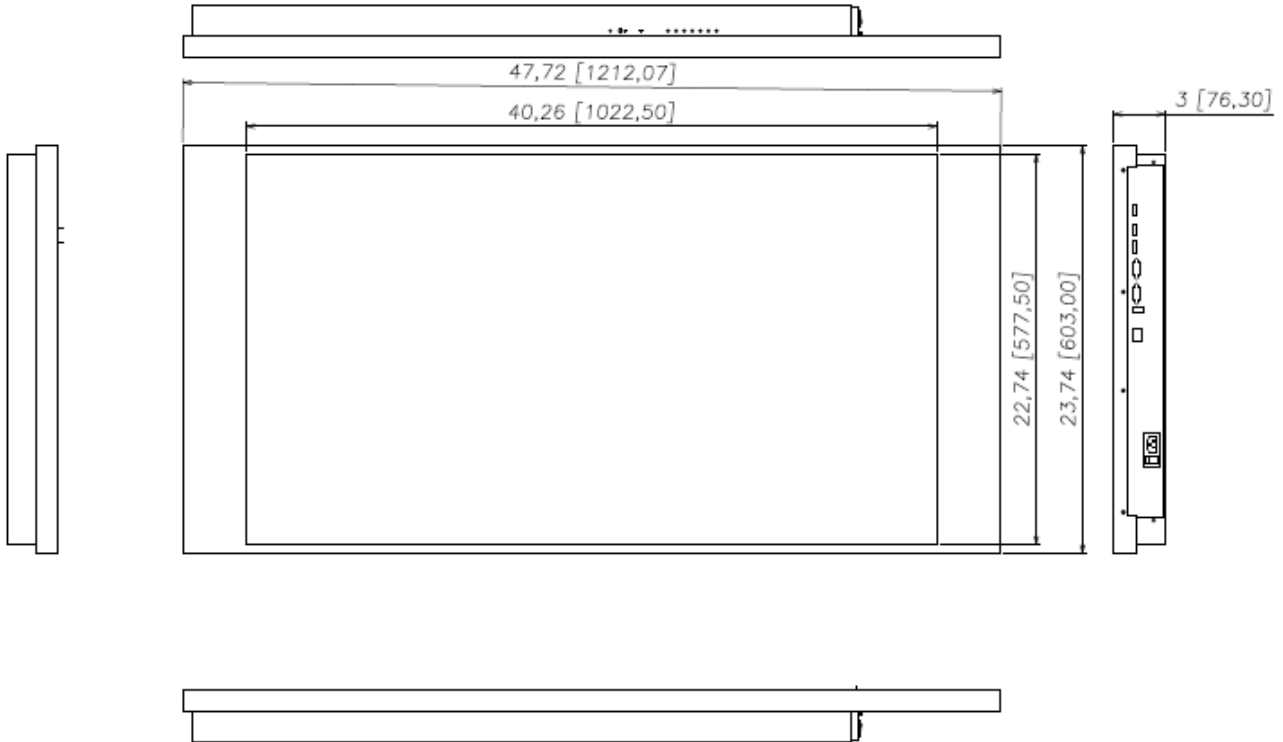
Connectivity

DisplayPort	1 x Input
HDMI (up to 3840 x 2160)	1 x Input, 1 x Output
RS-232	1 x Input, 1 x Output
Ethernet RJ45	1 x Input
USB (for service only)	1 x Input

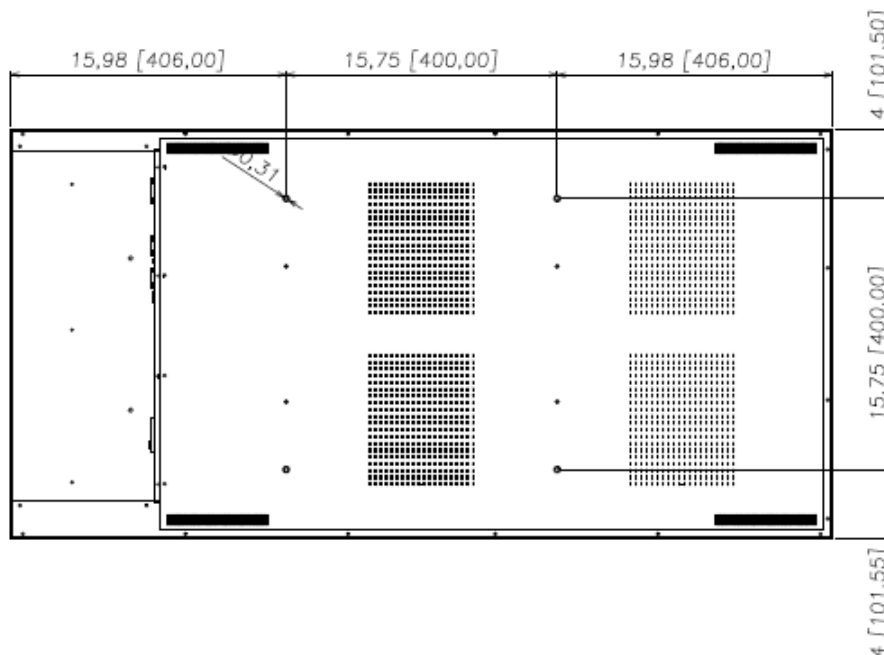
Drawings

Display Only

Front View




Rear View



Drawings

With Mount (PBM-UNI)

Front View



Rear View

